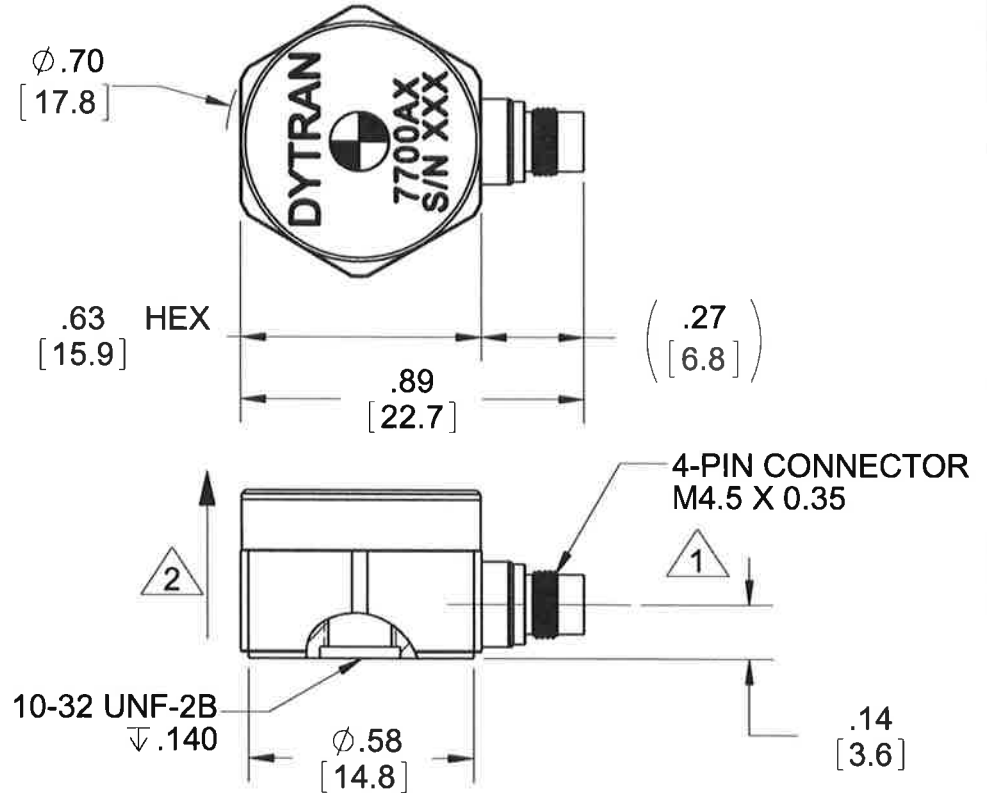
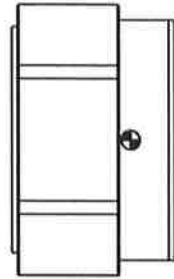


PROPRIETARY AND CONFIDENTIAL

THE INFORMATION CONTAINED IN THIS DRAWING IS THE SOLE PROPERTY OF DYTRAN INSTRUMENTS INC. ANY REPRODUCTION IN PART OR AS A WHOLE WITHOUT THE WRITTEN PERMISSION OF DYTRAN INSTRUMENTS INC. IS PROHIBITED

MODEL	RANGE
7700A1	±5G
7700A2	±10G
7700A3	±25G
7700A4	±50G
7700A5	±100G
7700A6	±200G



REVISIONS					
REV	ECN	DESCRIPTION	BY/DATE	CHK	APPR
C	9942	SHT 2 - .44 [11] WAS: .50 [12.7]	LN 05/20/13	JS	DV
D	11120	NOTE 5: TEMPERATURE RANGE -40 TO 248 °F [-40 TO 120 °C] WAS -40 TO 176 °F [-40 TO 80 °C]	EC 07/07/14	91	<i>[Signature]</i>

- 6. WEIGHT: 8 GRAMS MAX
- 5. OPERATING TEMPERATURE RANGE: -40 TO 248 °F [-40 TO 120°C]
- 4. HOUSING/CONNECTOR MATERIAL: TITANIUM ALLOY
- 3 MOUNT USING DYTRAN 6200 MODEL (SUPPLIED)
- 2 ARROW INDICATES DIRECTION OF ACCELERATION FOR POSITIVE OUTPUT
- 1 MATES WITH DYTRAN 6895AXX CABLE (XX = LENGTH IN FEET)

NOTES: UNLESS OTHERWISE SPECIFIED

UNLESS OTHERWISE SPECIFIED: INTERPRET DIM & TOL PER ASME Y14.5M - 1994. REMOVE BURRS. COUNTERSINK INTERNAL THDS 90° TO MAJOR DIA. CHAM EXT THDS 45° TO MINOR DIA. THD LENGTHS AND DEPTHS ARE FOR MIN FULL THDS. THDS PER MIL-S-7742. DIMENSIONS APPLY AFTER FINISHING.	UNLESS OTHERWISE SPECIFIED: DIMENSIONS ARE IN INCHES. DIMENSIONS IN BRACKETS [] ARE IN MILLIMETERS TOLERANCES ARE: INCHES METRIC ANGLES .XX ± .03 .X ± 0.8 ± 1° .XXX ± .010 .XX ± 0.25
USED ON	NEXT ASSY
APPLICATION	
THIRD ANGLE PROJECTION USA	
ALL MACHINED SURFACES. ⁶³ ✓ TOTAL RUNOUT WITHIN .005. BREAK SHARP EDGES .005 TO .010. MACHINED FILLET RADII .005 TO .015. WELDING SYMBOLS PER AWS A2.4. ABBREVIATIONS PER MIL-STD-12.	

MATERIAL	DO NOT SCALE DRAWING
FINISH	

CONTRACT NO.	
APPROVALS	DATE
ORIG	DV 02/23/11
CHK	LN 08/14/12
APP	DV 08/21/12
APP	<i>[Signature]</i> 3/30/14

MASTER COPY ONLY IF IN RED

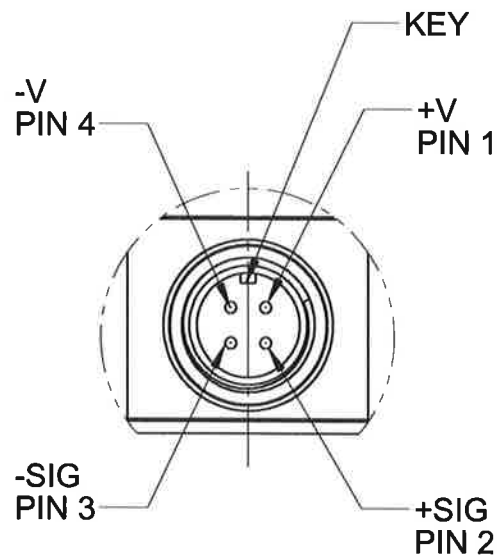
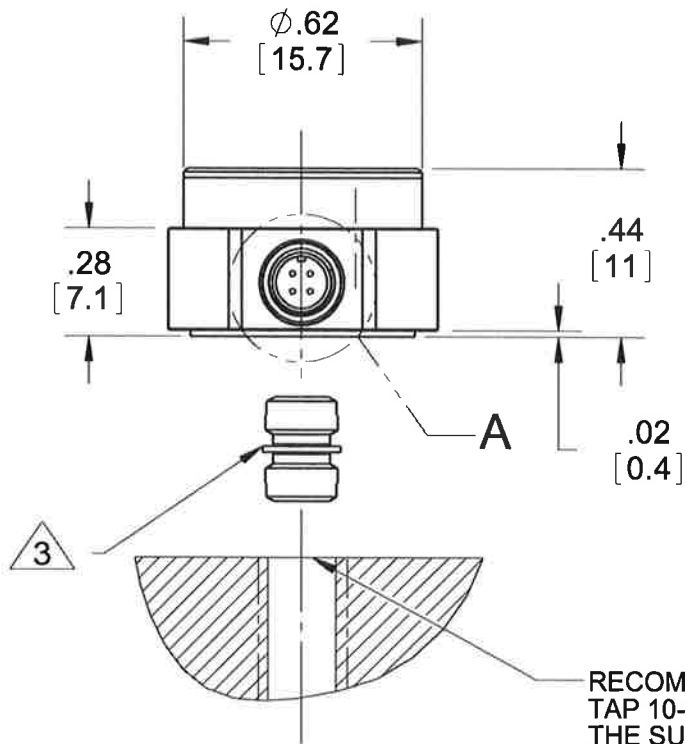
TITLE: **OUTLINE/INSTALLATION DRAWING, 7700 SERIES**

SIZE	CAGE CODE	DWG. NO.	REV
A	2W033	127-7700A	D

SCALE: NONE SOLIDWORKS SHEET 1 OF 2

PROPRIETARY AND CONFIDENTIAL

THE INFORMATION CONTAINED IN THIS DRAWING IS THE SOLE PROPERTY OF DYTRAN INSTRUMENTS INC. ANY REPRODUCTION IN PART OR AS A WHOLE WITHOUT THE WRITTEN PERMISSION OF DYTRAN INSTRUMENTS INC. IS PROHIBITED



DETAIL A
SCALE 4 : 1

RECOMMENDED MOUNTING PREPARATION:
TAP 10-32 UNF-2B X .160 MIN DEEP. ASSURE THE SURFACE FLATNESS BETTER THAN .001 TIR. MOUNTING TORQUE: 6-8 LB-IN.

		UNLESS OTHERWISE SPECIFIED: INTERPRET DIM & TOL PER ASME Y14.5M - 1994. REMOVE BURRS. COUNTERSINK INTERNAL THDS 90° TO MAJOR DIA. CHAM EXT THDS 45° TO MINOR DIA. THD LENGTHS AND DEPTHS ARE FOR MIN FULL THDS. THDS PER MIL-S-7742. DIMENSIONS APPLY AFTER FINISHING.	UNLESS OTHERWISE SPECIFIED: DIMENSIONS ARE IN INCHES. DIMENSIONS IN BRACKETS [] ARE IN MILLIMETERS TOLERANCES ARE: INCHES METRIC ANGLES .XX ± .03 .X ± 0.8 ± 1° .XXX ± .010 .XX ± 0.25	CONTRACT NO.	MASTER Chatsworth, CA ONLY IF IN RED	
USED ON	NEXT ASSY			TITLE: <h2 style="text-align: center; margin: 0;">OUTLINE/INSTALLATION DRAWING, 7700 SERIES</h2>		
APPLICATION				APPROVALS	DATE	
THIRD ANGLE PROJECTION USA		ALL MACHINED SURFACES. TOTAL RUNOUT WITHIN .005. BREAK SHARP EDGES .005 TO .010. MACHINED FILLET RADII .005 TO .015. WELDING SYMBOLS PER AWS A2.4. ABBREVIATIONS PER MIL-STD-12.	MATERIAL	ORIG	DV	02/23/11
		63	FINISH	CHK	LN	08/14/12
		DO NOT SCALE DRAWING	APP	APP	DV	08/21/12
SIZE	CAGE CODE	DWG. NO.	REV			
A	2W033	127-7700A	D			
SCALE: NONE		SOLIDWORKS	SHEET 2 OF 2			

Model Number 7700A6	PERFORMANCE SPECIFICATION				DOC NO PS7700A6
	VARIABLE CAPACITANCE ACCELEROMETER				REV D, ECN 12838 , 07/27/16



- POWER SUPPLY IDENTICAL TO STRAIN GAGE SENSORS
- VARIABLE CAPACITANCE ACCELEROMETER
- DIFFERENTIAL MODE
- HERMETICALLY SEALED
- DC RESPONSE

ENGLISH		SI	
---------	--	----	--

PHYSICAL

Weight, Max		0.28	oz	8.0	grams
Connector	Type	4-PIN, M4.5 x 0.35 THD		4-PIN, M4.5 x 0.35 THD	
Mounting	Tapped Hole	10-32 UNF-2B		10-32 UNF-2B	
Material		Ti-6Al-4V		Ti-6Al-4V	

PERFORMANCE

Input Range		±200	g	±1962	m/s ²
Frequency Response (±3dB), Min		0-1750	Hz	0-1750	Hz
Sensitivity Differential, ±5% [1]		2.5	mV/g	0.3	mV/m/s ²
Output Noise, Differential ,Typ		280	µ g rms/√ Hz	2,747	µ m/s ² /√ Hz
Non-Linearity, Max [2]		1.5	% F.S	1.5	% F.S
Sensitivity Change with Excitation Voltage (6-22 Volts)		0.3	%	0.3	%
Cross Axis Sensitivity		< 3	%	< 3	%

ENVIRONMENTAL

Maximum Mechanical Shock (0.1 ms)		±5000	gpk	±49050	m/s ² peak
Bias Temperature Shift ,Max [3]		111	(ppm of span)/°F	200	(ppm of span)/°C
Sensitivity Temperature Shift		-139 to +139	ppm/°F	-250 to +250	ppm/°C
Operating Temperature Range		-40 to +248	°F	-40 to +120	°C
Seal		Hermetic		Hermetic	

ELECTRICAL

Output Common Mode Voltage ± VDC		[4]		[4]	
Output Impedence,Nom		1225	Ω	1225	Ω
Operating Voltage		±3 to ±11	VDC	±3 to ±11	VDC
Operating Current, Max		13	mA Dc	13	mA Dc
Change in Operating Current to Excitation Voltage		0.25	mAV	0.25	mAV

This family also includes:

Model	Input Range (g)	Frequency response (Hz)	Sensitivity Differential, ±5% (mV/g)	Max.Shock (0.1ms)	Noise Differential (µg/√Hz)
7700A1	±5	0-600	100	2000	12
7700A2	±10	0-1000	50	5000	18
7700A3	±25	0-1500	20	5000	25
7700A4	±50	0-2000	10	5000	50
7700A5	±100	0-2500	5	5000	100

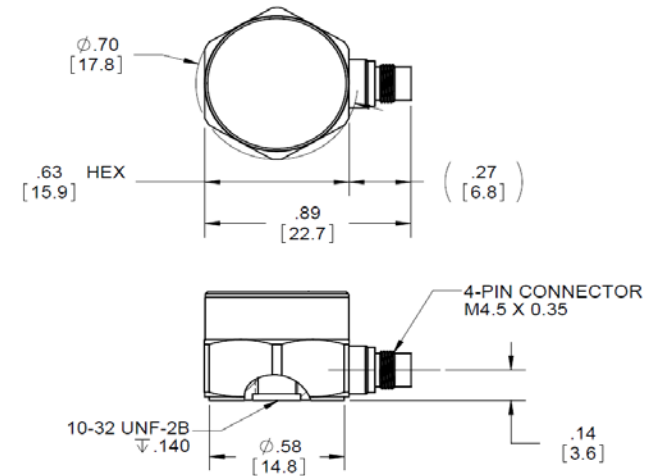
Refer to the performance specifications of the products in this family for detailed description

Supplied Accessories:

- 1) Accredited calibration certificate (ISO 17025)
- 2) Mounting stud model # 6200

Notes:

- [1] Single ended sensitivity is half of values shown
- [2] -90% to +90% of Full Scale
- [3] Over the rated temperature range
- [4] Bias voltage equal to (+ v - (-v)) / 2
- [5] Mating cable 6895A
- [6] In the interest of constant product improvement, we reserve the right to change specifications without notice.



Units on the line drawing are in inches. Refer to 127-7700A for more information.



21592 Marilla Street, Chatsworth, California 91311 Phone: 818.700.7818 Fax:818.700.7880 www.dytran.com